

FREE TUTORING!

Sessions now available



What is GaTutor?

GaTutor is groundbreaking program powered by Georgia Virtual Learning. Georgia-certified teachers with solid content area expertise provide one-on-one tutoring sessions tailored for each individual student.

Best of all, it's entirely free! GaTutor offers flexibility for students, with tutoring sessions available outside of regular school hours. Students select the dates and times that work best for them, making academic success more accessible than ever!

Math

Algebra: Concepts & Connections
Geometry: Concepts & Connections
Advanced Algebra: Concepts & Connections
Advanced Financial Algebra

Language Arts

9th Literature & Composition
10th Literature & Composition
American Literature & Composition
British Literature & Composition

Science

Anatomy & Physiology
Biology
Chemistry
Earth Systems
Environmental Science
Physical Science

Social Studies

American Government
Personal Finance & Economics
U.S. History
World Geography
World History

Program Hours

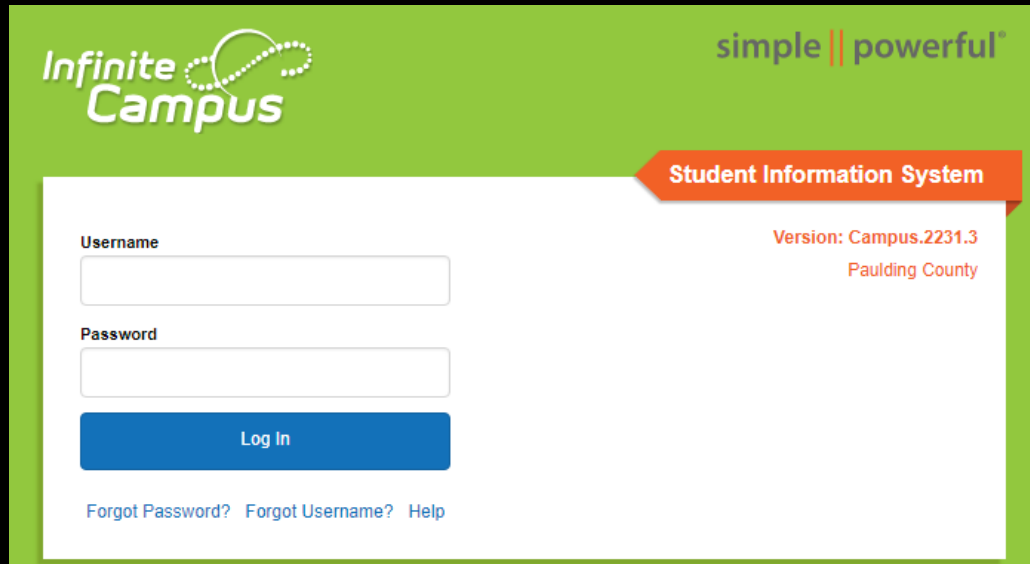
Monday-Friday 4pm-10pm

Saturday 10am-8pm

Sunday 1pm-8pm

Step 1

Have the student login to their Infinite Campus Account at Campus.Paulding.k12.GA.US



The screenshot shows the login interface for the Infinite Campus Student Information System. The page has a green header with the Infinite Campus logo on the left and the slogan "simple || powerful" on the right. Below the header, there is a white login form with a blue "Log In" button. To the right of the form, the text "Student Information System" is displayed in a red box, and "Version: Campus.2231.3 Paulding County" is shown in red text. At the bottom left of the form, there are links for "Forgot Password?", "Forgot Username?", and "Help".

Infinite Campus simple || powerful

Student Information System

Version: Campus.2231.3
Paulding County

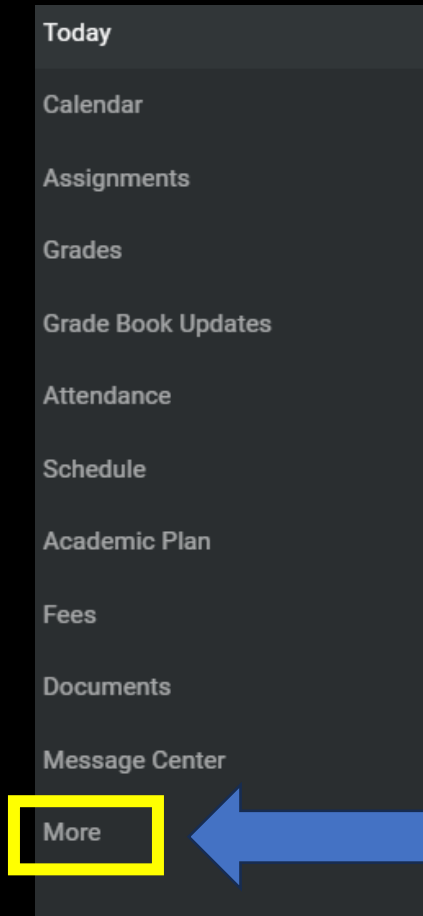
Username

Password

[Log In](#)

[Forgot Password?](#) [Forgot Username?](#) [Help](#)

Step 2



On the Infinite Campus Portal Page click on “more” from the left-hand side of the screen

Step 3

Click on the SLDS Portal
Tab (right side of the page)

Quick Links

[Paulding County](#)

[North Paulding High School](#)

[SLDS Portal](#)



Step 4

Click on the Ga Tutor box as shown below



Performance



Resources



My Career Plan



GA Tutor



Logout

Step 5

Choose the “Tutoring Subject and Course”

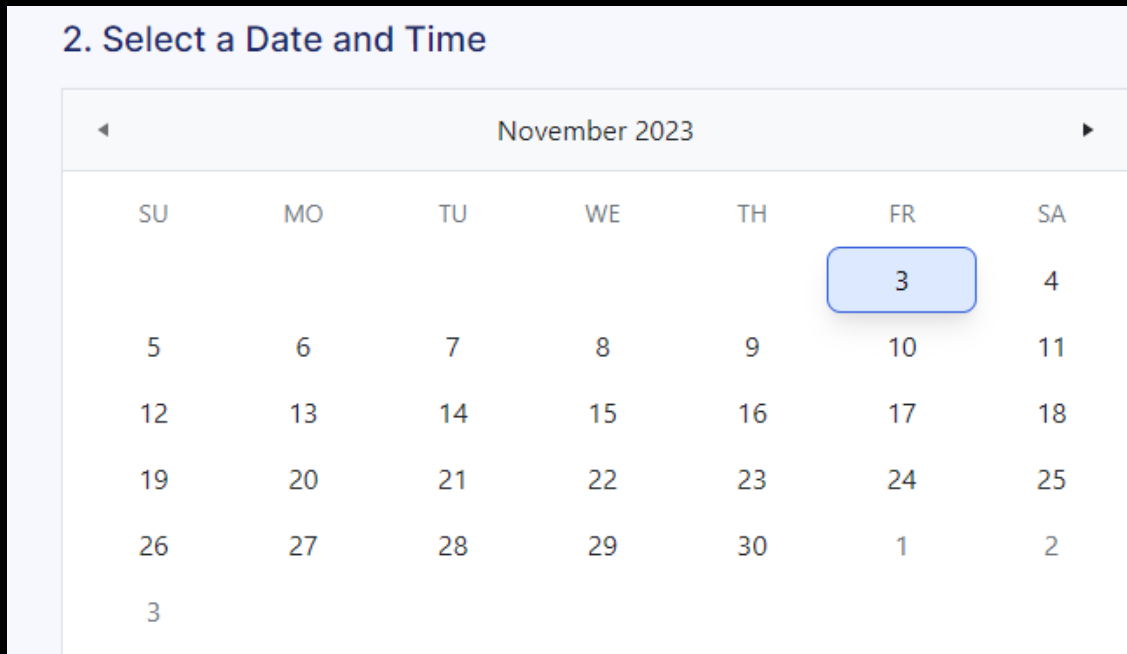


1. Select a Tutoring Subject and Course

Math
Language Arts
Science
<u>Social Studies</u>

Step 6

Select a date and time



Program Hours:

Monday-Friday

4pm-10pm

Saturday 10am-

8pm

Sunday 1pm-8pm

Step 7

Have the student complete the form provided.

3. Add Details - Remember to verify your info below

First Name*

Last Name*

Email Address*

Remember to verify your email

Confirm Email Address*

Confirm email address is required.

Preferred Name

Please enter your physical address (No PO Boxes).

Address*

City*

State*

Zip Code*

Selected Course: 9th Literature and Composition

What would you like to work on during your session? Be as specific as possible to allow your tutor to best prepare.

Be sure to provide an email your student has access to. The link to join the online tutoring session will be sent to the email provided here. Some information on the form will be prepopulated.

Have your student provide specific details on the need for the tutoring session.

Step 8

Please read the important notes about scheduling and click the “book” link.

Your student will receive a link on how to join the online tutoring session.

Important notes about scheduling:

- Be sure to include specific details about the focus for your tutoring session.
- Some school district email accounts will not allow receipt of emails from outside organizations. Please use an email address that will receive messages.
- Join the session from the link provided in the email, or from the GaTutor student dashboard.
- Only schedule sessions that you plan to attend!

Book

