

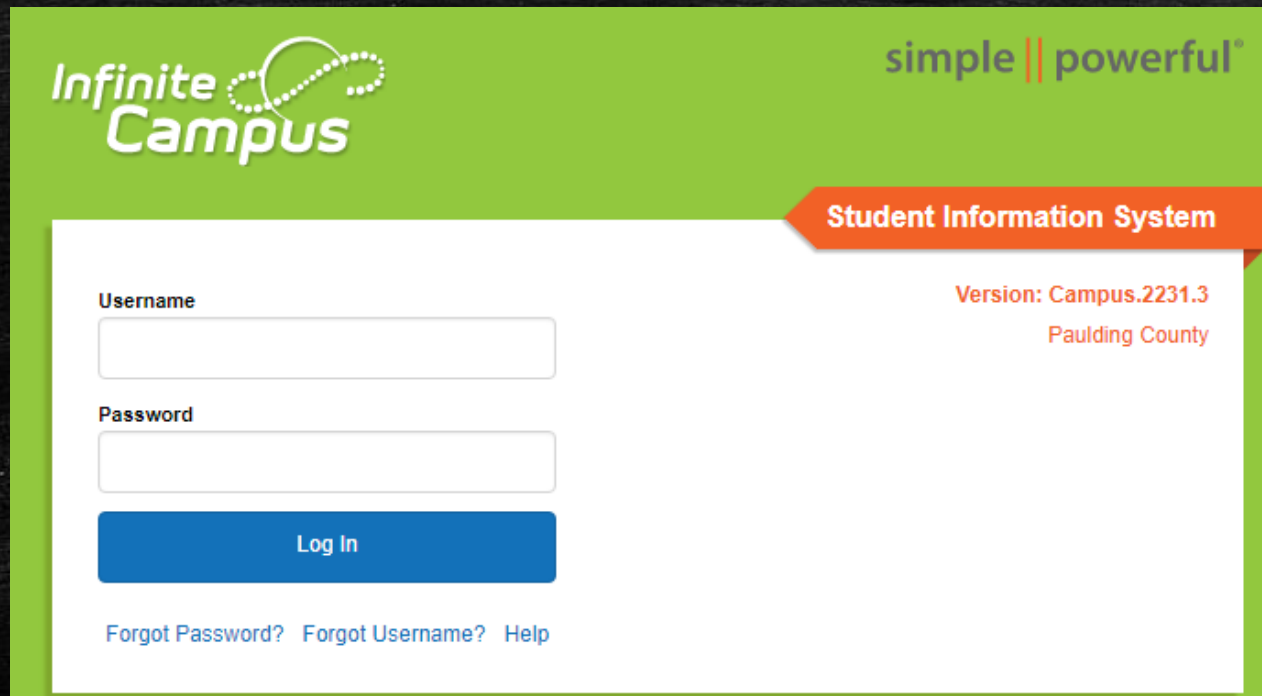
BRIDGE BILL FRESHMAN

DUAL ENROLLMENT

SELECT THREE CAREERS

STEP 1

Using Google Chrome -- Login to Your Infinite Campus Account at
Campus.Paulding.k12.ga.us



The screenshot shows the login interface for the Infinite Campus Student Information System. The page has a green header with the Infinite Campus logo on the left and the slogan "simple || powerful" on the right. Below the header, there is a white login box. On the right side of this box, an orange banner reads "Student Information System". Below the banner, the version "Version: Campus.2231.3" and "Paulding County" are displayed. The login form includes a "Username" label above a text input field, a "Password" label above another text input field, and a blue "Log In" button. At the bottom of the form, there are three links: "Forgot Password?", "Forgot Username?", and "Help".

Infinite Campus simple || powerful[™]

Student Information System

Version: Campus.2231.3
Paulding County

Username

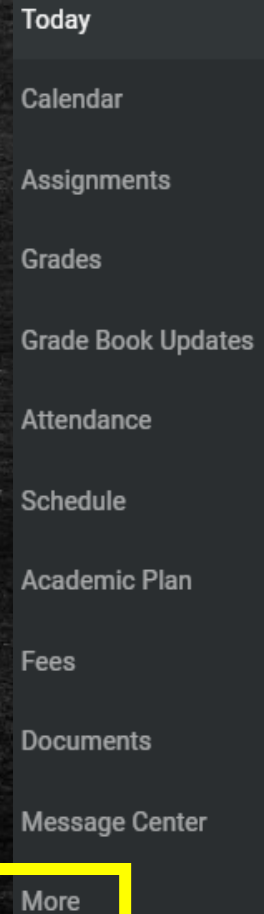
Password

Log In

[Forgot Password?](#) [Forgot Username?](#) [Help](#)

STEP 2

On your Infinite Campus Portal Page
Click on MORE (Left-Hand Side)



- Today
- Calendar
- Assignments
- Grades
- Grade Book Updates
- Attendance
- Schedule
- Academic Plan
- Fees
- Documents
- Message Center
- More

STEP 3

Click on the blue SLDS Portal Tab (Right side of the page)

Quick Links

[Paulding County](#)

[North Paulding High School](#)

[SLDS Portal](#)



STEP 4

Click on My Career Plan Box



Performance



Resources



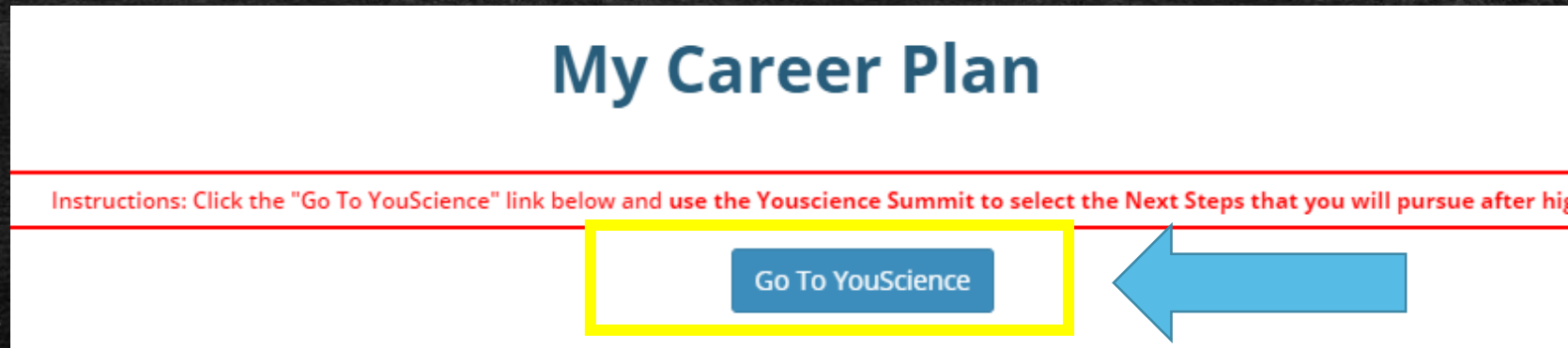
Testing



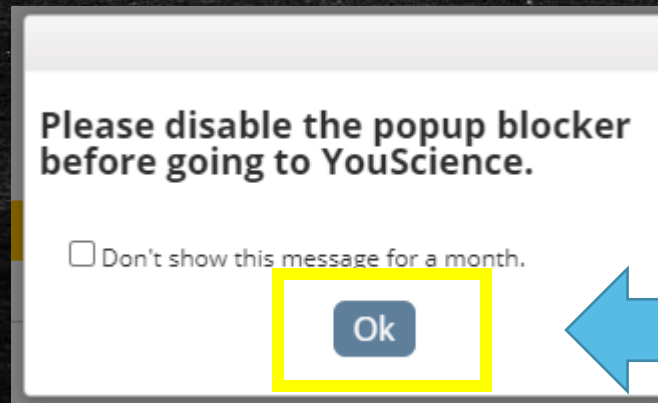
My Career Plan

STEP 5 & 6

Click on the Go To YouScience Tab

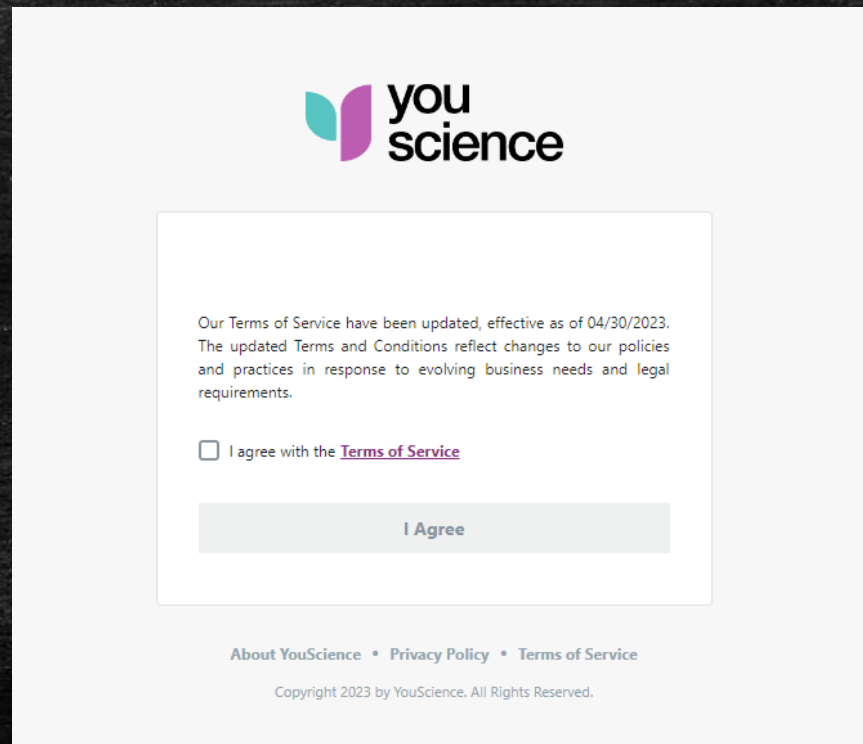


Click on the OK Button for the Pop Up Blocker



STEP 7

Select the box “I agree with the terms and service” and select “I agree”



The screenshot shows a white rectangular area on a dark background. At the top center is the YouScience logo, which consists of a stylized 'Y' made of two overlapping shapes (one teal, one purple) followed by the text 'you science' in a lowercase sans-serif font. Below the logo is a white-bordered box containing the following text: 'Our Terms of Service have been updated, effective as of 04/30/2023. The updated Terms and Conditions reflect changes to our policies and practices in response to evolving business needs and legal requirements.' Below this text is a checkbox followed by the text 'I agree with the [Terms of Service](#)'. Below the checkbox is a grey button with the text 'I Agree'. At the bottom of the white area, there are three links: 'About YouScience', 'Privacy Policy', and 'Terms of Service', separated by small squares. Below these links is the copyright notice: 'Copyright 2023 by YouScience. All Rights Reserved.'

STEP 8

Choose the box "Aptitude & Career Discovery" from the next page.



Aptitude & Career Discovery

View aptitudes
Describe yourself
Discover careers

STEP 9

Make the Next Page – Full Screen

Go To the Top Right Corner

Click on the Blue Circle

Then Click on Grade-Level Activities

The screenshot displays the YouScience! website interface. At the top left is the YouScience! logo. In the top right corner, there is a user profile section with a blue circle icon containing a white letter 'e', which is highlighted with a yellow box. A blue arrow points down from the top of the page to this icon. Below the profile icon is a dropdown menu with three options: 'My Account', 'Grade-level activities', and 'Log out'. The 'Grade-level activities' option is highlighted with a yellow box, and a blue arrow points from the right towards it. The main content area features a 'Welcome, [redacted]' message, followed by a paragraph: 'You have a lot to offer - and we're here to help you tell the world. Check out your options below and start exploring all the things that make you AWESOME.' Below this is a section titled 'OPPORTUNITIES' with a red background and a white icon of two hands shaking. Further down, there are sections for 'WELCOME BACK!' and 'BEST FIT CAREERS'.

STEP 10

Highlight Dual Enrollment Tab

Click on Learn More

Review the Dual Enrollment Page for Information

Grade-level activities

You have a lot to offer - and we're here to help you tell the world. Complete your brain games to discover all the things that make you AWESOME

[Dual Enrollment](#) !

[Explore Careers](#) !

Dual Enrollment

Earn College Credit While Still in High School Georgia's Dual Enrollment Program allows qualified high school students to maximize their education and career training by taking courses that earn college and high school credit at the same time.

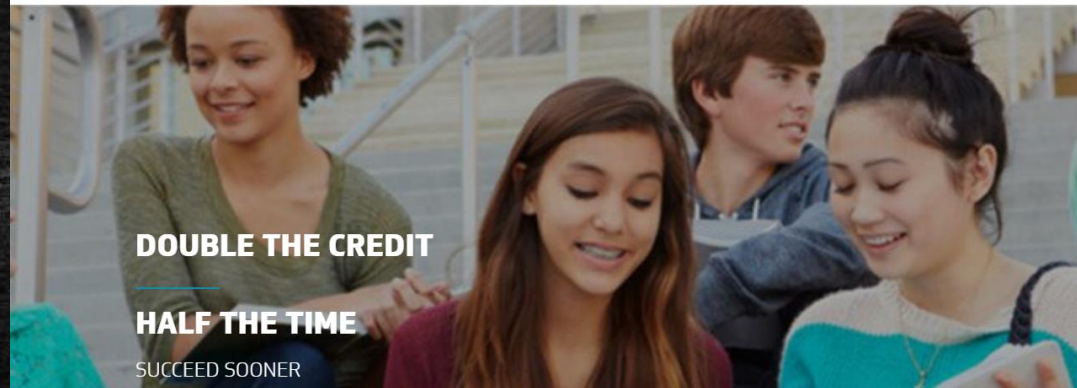
[Learn More →](#)

For more information about Georgia's Dual Enrollment program, please click on the link below.

[Dual Enrollment | Georgia Student Finance Commission \(gafutures.org\)](#)



[About TCSG](#) [Programs](#) [For Students](#) [Affording Education](#) [TCSG Divisions](#)



[HOME](#) » [DUAL ENROLLMENT](#)

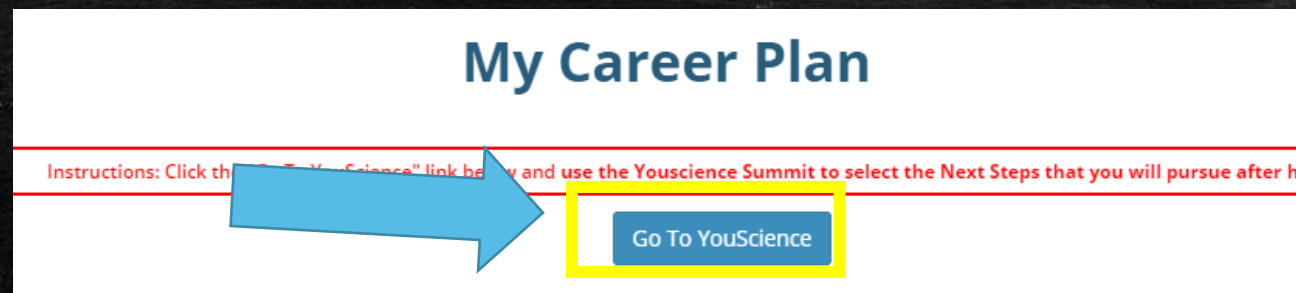
**DUAL
ENROLLMENT**
© TECHNICAL COLLEGE SYSTEM OF GEORGIA

STEP 11

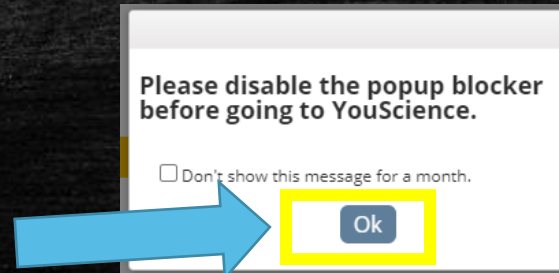
When you have finished reviewing the dual enrollment information –

Close out the dual enrollment informational tab

This will take you back to the My Career Plan



Click on the Go To YouScience Tab and then OK



STEP 12

Choose the box "Aptitude & Career Discovery" from the next page.



Aptitude & Career Discovery

View aptitudes
Describe yourself
Discover careers

STEP 13

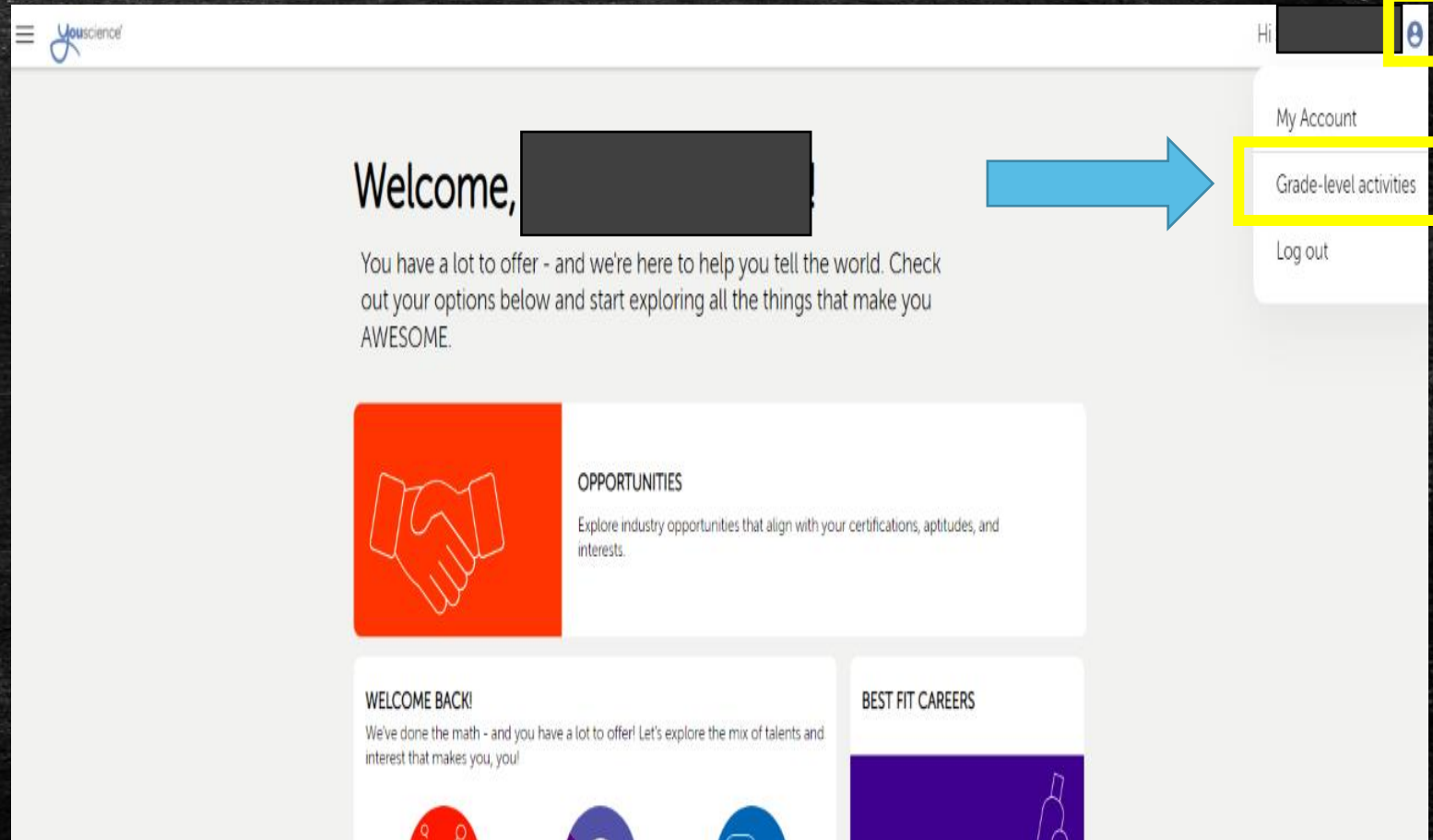
This brings you back to the beginning

Make the Page – Full Screen

Go To the Top Right Corner

Click on the Blue Circle

Then Click on Grade-Level Activities





The screenshot shows the top right corner of the YouScience! website. A blue arrow points down to a blue circle icon in the top right corner, which is highlighted with a yellow box. A blue arrow points right from the text 'Welcome, [redacted]' to a dropdown menu. The dropdown menu contains three items: 'My Account', 'Grade-level activities' (highlighted with a yellow box), and 'Log out'. Below the menu, there are three main content sections: 'OPPORTUNITIES' with a handshake icon, 'WELCOME BACK!' with a math-related message, and 'BEST FIT CAREERS' with a purple header.

STEP 14

You should see the Dual Enrollment Tab has a green checkmark

Highlight the Explore Careers Tab

Read Instructions – Then Click the Green Explore Tab

Dual Enrollment  Explore Careers 

Explore Careers to find your fit

To complete your Explore Careers activity, simply save 3 or more careers.

To help get you started, here are your top 3 best-fit careers based on your unique aptitudes and interests.

Want to see other options? Click "Explore" to explore other careers.

Once you save 3 careers here or on the Careers page, your activity will be marked as complete. You may save as many careers as you like, but to maintain your completion status, make sure you've got at least 3 careers saved moving forward.

Director		
Education Req.	Proj. Openings	Average Salary
4+YRS	51k	90k

Fine Artist		
Education Req.	Proj. Openings	Average Salary
4+YRS	5700	54k

Recreational Therapist		
Education Req.	Proj. Openings	Average Salary
4+YRS	6600	48k

[Explore](#)

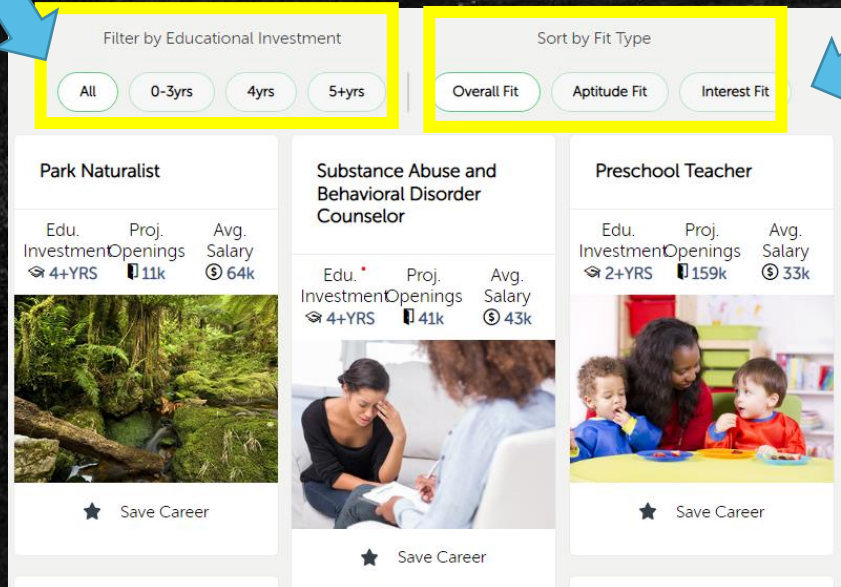
STEP 15

Explore All Careers or Filter by Years Spent in College or Your Fit Type

Click on the Star Button if you are interested in that Career

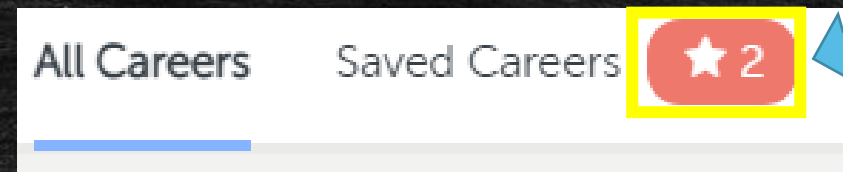
You will need to choose and save 3 different careers

You Have Completed this Activity when the Saved Careers Tab shows 3 more Saved Careers (Some of you may have saved careers from 8th grade)



The screenshot shows a career exploration interface. At the top, there are two filter sections highlighted with yellow boxes. The first section, 'Filter by Educational Investment', has buttons for 'All', '0-3yrs', '4yrs', and '5+yrs'. The second section, 'Sort by Fit Type', has buttons for 'Overall Fit', 'Aptitude Fit', and 'Interest Fit'. Below these filters are three career cards, each with a 'Save Career' button at the bottom. The first card is for 'Park Naturalist' with 4+ years of investment and an average salary of 64k. The second is for 'Substance Abuse and Behavioral Disorder Counselor' with 4+ years of investment and an average salary of 43k. The third is for 'Preschool Teacher' with 2+ years of investment and an average salary of 33k.

Job Title	Edu. Investment	Proj. Openings	Avg. Salary
Park Naturalist	4+YRS	11k	64k
Substance Abuse and Behavioral Disorder Counselor	4+YRS	41k	43k
Preschool Teacher	2+YRS	159k	33k



The screenshot shows a navigation bar with three tabs: 'All Careers', 'Saved Careers', and a red star icon with the number '2' next to it. A blue arrow points to the star icon.

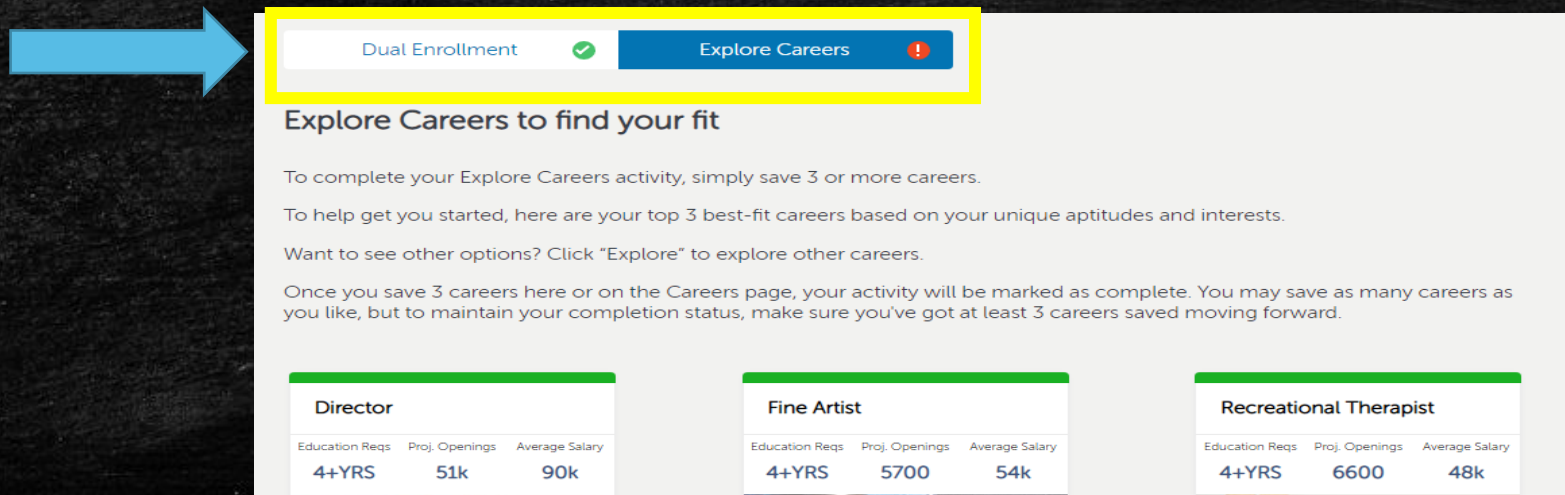
*This is an example of saved careers from Middle School – *You must save 3 more to complete the activity – making it a total of 5 careers for this student
*Some of you may have 3 saved careers from Middle School – making it a total of 6 saved careers to complete the activity.

STEP 16

Go Back to You Science Home

You will have completed the Freshman Bridge Bill State Requirements when the following Grade-Level Activities have a Green Checkmark

Dual Enrollment
Explore Careers



Dual Enrollment ✓ **Explore Careers** !

Explore Careers to find your fit

To complete your Explore Careers activity, simply save 3 or more careers.

To help get you started, here are your top 3 best-fit careers based on your unique aptitudes and interests.

Want to see other options? Click "Explore" to explore other careers.

Once you save 3 careers here or on the Careers page, your activity will be marked as complete. You may save as many careers as you like, but to maintain your completion status, make sure you've got at least 3 careers saved moving forward.

Director		
Education Reqs	Proj. Openings	Average Salary
4+YRS	51k	90k

Fine Artist		
Education Reqs	Proj. Openings	Average Salary
4+YRS	5700	54k

Recreational Therapist		
Education Reqs	Proj. Openings	Average Salary
4+YRS	6600	48k